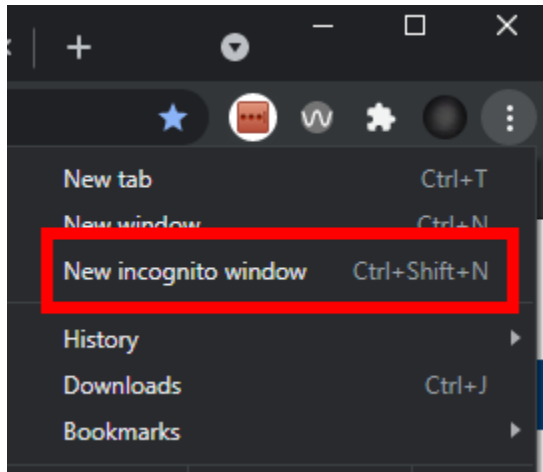


If you are following the instructions completely yet either get an error message or redirected to your power school grades instead of Class Choice, this is usually fixed by opening and working in a “incognito” window or “private” window. To open this window please follow the following instructions:

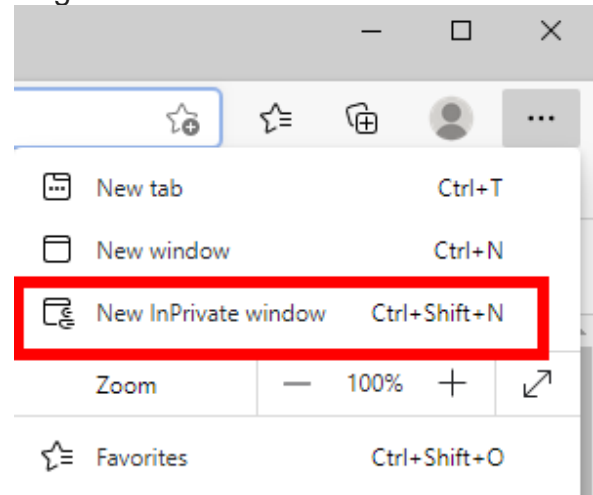
1. Click the three dots (in Chrome and Edge), three lines (in Firefox), or “File” (in Safari) which is located in the toolbar or your browser. (See images below)
2. After clicking that button either select “New incognito window”, “New Private Window” depending on what browser you are using.
3. After opening this new window, please follow the instructions step by step.

In some rare situations, students have to close this window and attempt these steps again before the problem is resolved.

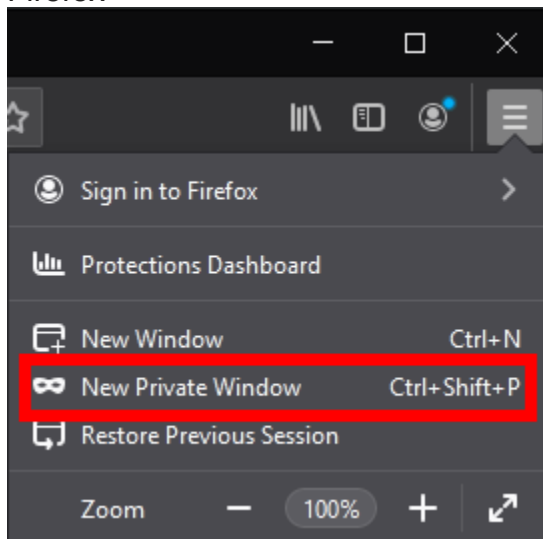
Chrome



Edge



Firefox



Safari

